



A Companion to
Book of Mormon 2024 Come, Follow Me—For Home and Church
Activities and Learning Ideas for Youth

Thank you for purchasing our Young Women/Young Men lesson packet! When preparing these packets we follow the lesson outline in the *Book of Mormon 2024 Come, Follow Me—For Home and Church*. We will never vary from the doctrine taught in the lesson outline. It is important that you always read through the lesson and all of the suggested scriptures. Then read through the helps we have provided and pray about which activities will be the most beneficial to your class. As always follow the guidance of the Spirit. We have designed our activities to help facilitate a lesson full of thought and discussion. In your preparation be sure to leave time for the youth to share ideas, questions, and experiences!



This packet follows the same outline as the manual under the section designed for the Youth which has a blue book symbol next to it.

Included in this packet are PDFs and JPG files for each printable. The JPGs contain the INDIVIDUAL IMAGES. These are perfect if you'd like to send them in an email, text, or social media post. All JPGs can be found in the link below.

All PDFS can be found after the instruction pages below.

How to use this packet:

Our packets are created for adult leaders or youth to use to teach. Class/quorum meetings include gospel instruction lead by a young woman or man or an adult leader. (See General Handbook section 10.2.1.2 and 11.2.1.2) We understand there will be some weeks a youth teaches some of the lesson, while an adult may teach the whole lesson the next time. There may even be times a youth teaches part of the lesson and an adult teaches the rest. We've set the packets up to use in any situation. Each packet is broken down into multiple activities. We've included a cover page you can print to give the youth some pointers about teaching. Then choose to include some or all of the activities.



**CLICK HERE TO OPEN THE COME, FOLLOW ME LESSON
OUTLINE ON CHURCHOFJESUSCHRIST.ORG**



Click the link to download all the files in this packet as JPGs. The JPGs are a great option if you'd like to send an activity to those that aren't able to attend class. The JPGs will be individual files, instead of all in one like this PDF.

This link is a ZIP file, so be sure to open it on a computer. To open a ZIP file: Click on the link below and find the download (many times these go straight to your "downloads" folder.) If you're on a PC, right click on the file name and select "Extract". If you're on a Mac, double click on the file name.



ALLOWED:

You are allowed to print as many times as you need to for personal or church use only. Please save your files to your computer once you have downloaded them.

NOT ALLOWED:

Please do not share passwords to your account with others.

Do not share digital files with anyone outside of your Youth group. You are allowed to email individual JPG files if a child was absent from class and you'd like to send them an activity.

You are not allowed to post our products or any form of our products online with the intent of giving it away or selling it. No commercial use is allowed. (All of our products are copyrighted.)

You are not allowed to alter our products in any way without prior written permission.

PRINTING INSTRUCTIONS:

All of our files are on 8.5x11" pages for easy printing. You can print from home or send to a print shop. We suggest opening your PDFs in Adobe Reader and printing from there. It seems to solve many printing issues. Please make sure you have the most updated version. (It is a free download online.) Please use the JPG files included in your download if you have printing issues.

Printing Troubleshoot:

Q. It's only printing part of the image.

A. In your print box, check the box that says "fit" or "fit on page."

Q. I'm getting an "error" message when trying to print from Adobe Reader.

A. In the print screen, click on the "advanced" button and select "print as image." Or try printing from the JPG copy in your file.

Q. It's printing a black or white box behind an image.

A. If this is happening on your printer, then please use the JPG copy in your file. PDFs do weird things sometimes!

It's your turn to teach!

Teaching others is a wonderful opportunity to learn and grow in faith. This lesson packet should be used with the lesson manual: *Book of Mormon 2024 Come, Follow Me—For Home and Church*. This packet includes ideas and instructions for activities that can help you all learn and grow in the gospel of Jesus Christ.

It's okay to feel anxious about teaching in front of people. When you prepare to teach, the Spirit will help calm you and help you say what the Lord wants your class members to hear. If the thought of speaking in front of people makes you feel overly uncomfortable, stressed, or ill, talk with your Youth Leader about other options to help you teach. If you have any questions or need help, ask your Youth Leader or a parent.

Notes from your leaders:

[illegible]

Meeting Agenda

Date:

Conducting:

Hymn (Optional):

Opening Prayer:

① Lead the class in the Young Women Theme or the Aaronic Priesthood Quorum Theme

② Briefly share announcements:

③ Counsel Together (5-10 minutes):

Counsel together about our responsibilities in the work of salvation and exaltation. Discuss or follow up on any items discussed in presidency meeting or ward youth council meeting. Use one or more of these questions to help with your discussion:

Living the Gospel

What recent experiences have strengthened our testimonies of Jesus Christ and His gospel?

What are we doing to draw closer to the Savior? How are we trying to be more like Him?

How have we felt the Lord's guidance in our lives?

Caring for people in need

Who have we felt guided to help or serve? What assignments have we received from the bishopric to help someone in need?

How can we support each other in the things we are going through?

Has someone recently moved into our ward or joined the Church? How can we help them feel welcome?

Inviting all to receive the gospel

What can we do to help others feel God's love?

What activities are coming up that we can invite our friends to attend?

What plans to share the gospel have been discussed in ward youth council meetings? How can our class or quorum get involved?

Uniting families for eternity

What are some ways we can better connect with family members, including grandparents and cousins?

What are we doing to find names of our ancestors who need temple ordinances? What can we do to help others find the names of their ancestors?

How can we participate more in temple work—individually and as a class/quorum?

④ Learn Together (35-40 minutes):

Today's lesson will be taught by:

(Turn the time over to the person teaching. Tell them what time they should end.)

⑤ Closing:

Bear testimony of the principles taught.

Discuss how the quorum will act on what we learned - as a group or individually.


Closing Prayer:

2024 Young Women & Young Men

Mosiah 7-10

May 6-12: "In the Strength of the Lord"

Posters - 8.5x11"



Create your own poster with this blank JPG!



Handouts

Choose between two sizes! The quarter page size is 4.25x5.5 inches and comes with 4 on a standard page. Just print the full page and cut in quarters. Choose the 4x6" option if you'd like to send to a printer to have printed as a photo. It is available as an individual JPG. You can access it by clicking on the image to the right or find it in the zipped folder of individual files (see first page of this packet).

Both are the perfect size to use on bulletin boards or fridges at home, tape in lockers at school, etc. They can be collected throughout the year and made into a book by punching holes in the corners. Use a key ring to attach them each week. If your class uses journals or smash books, these are a great size to tape into individual books.

If all or most of your class has smart phones, consider texting this handout to them during the week to remind them of the lesson. To do this, click on the image of the handout for the JPG to open. Save the image to your phone and send it in a text! If you are on a computer, email the image to yourself and open the email on your phone. Save the image to your phone to use in text messages.

New this year: phone wallpaper! Use the same instructions as above to send the JPG to the youth. Encourage them to use it as their phone wallpaper to help remind them of what they learned this week!

Meeting Agenda

This meeting agenda (conducting sheet) will help your class or quorum presidencies organize the class as instructed in the *Come, Follow Me* manual (Appendix D) and *General Handbook* (Section 1.2). Adult leaders can help guide the youth in following these instructions. For younger classes, adult leaders may need to model how to lead a discussion, make the assignments, and send reminders. As youth grow older, adult leaders can instruct the youth to do these things on their own.


Quarter Page



4x6"



Phone Wallpaper



2024 Young Women & Young Men: Mosiah 7-10,
May 6-12: "In the Strength of the Lord"

Attention Getter: Matching Game

PREPARE: Before class, print a set of pictures of the First Presidency and Quorum of the Twelve Apostles. You can find them in the [Media Library on churchofjesuschrist.org](https://media.libraryofjesus.org). The simplest way to do this is to download them individually and insert them into a word document. You can resize them to be 4 to a page. Print and cut them out. Print and cut the names included in this packet.

TEACH: Play a matching game to introduce your youth to the lesson. Put all the pictures on the board or laid out on a table. Give each class member a name strip. Invite them to take turns matching a name to a picture.

Read this quote from Elder M. Russell Ballard, "It is no small thing, my brothers and sisters, to have a prophet of God in our midst. Great and wonderful are the blessings that come into our lives as we listen to the word of the Lord given to us through him." (*His Word Ye Shall Receive, April 2001*)


Share the lesson title poster and share that today's lesson is about how the Lord provides prophets, seers, and revelators to benefit mankind. Remind the youth that we sustain all of the First Presidency and the Quorum of the Twelve Apostles as prophets, seers, and revelators. Display the quote poster and leave it up for the whole class.



"A great benefit to his fellow beings" - Activity Sheet

PREPARE: Study Mosiah 8 before class. Read about Ammon and Limhi. See *Ammon, Descendant of Zarahemla* and *Limhi* in the Guide to the Scriptures.

TEACH: Invite your youth to work individually or with a partner. Give them an activity sheet and time to learn from the scriptures. Come back together as a class and review what everyone learned. You can ask the questions from the activity sheet or open-ended questions like, "What did you and your partner discuss?"




2024 Young Women & Young Men: Mosiah 7-10, May 6-12: "In the Strength of the Lord"

Why Do We Have Prophets?" - Small Group Activity

PREPARE: Print note pages for your class members. If many of the youth in your class don't bring phones with them, print copies of the *Gospel Study Guide for "Prophets"* for them to use from the Gospel Topics section of the Gospel Library. Consider having the video, *"Why do we have prophets?"* ready to show in class.

TEACH: Help your class members find the *Gospel Study Guide for "Prophets"* in the Gospel Topics section of the Gospel Library. (Go to the Gospel Library App > Topics and Questions > Prophets > Gospel Study Guide.)

Separate your class into small groups of four. Give them each a note sheet and assign each group member one of the sections, 1-4. Invite them each to study their own section of the Study Guide, taking notes as needed. Tell them they can summarize what they learned and do the suggested activity for learning with others. Give them time to take turns and share what they learned with the rest of their group. Now show the video to the whole class if you decided to share it.



Why Does Your Church Have a Prophet? - Pair Sharing

PREPARE: Read the story at the beginning of Jeffrey R. Holland's October 2006 talk, *"Prophets in the Land Again."* It's the first 5 paragraphs. You can scan the QR code below to go right to the talk. Think about what you have learned from modern revelation through our prophets, seers, and revelators. Have something ready to share. Print and cut the discussion cards.

TEACH: Begin by reading or retelling the story at the beginning of Elder Holland's talk, *"Prophets in the Land Again."* Then separate your class into groups of 2-3 youth and give them each a discussion card. Invite them to share. Consider helping the youth review the most recent General Conference for ideas of what the First Presidency and Quorum of the Twelve Apostles have recently taught. You could also have a list prepared of things we can share with our friends and family about the gospel of Jesus Christ in case the youth have a hard time thinking of ideas.

This could include our divine identity, eternal families, the restoration of Jesus Christ's church, etc.

After you've given the small groups time to discuss, bring your class back together and invite them to share anything they appreciated learning together. Then take time to share what you have learned from modern revelation through our prophets, seers, and revelators.





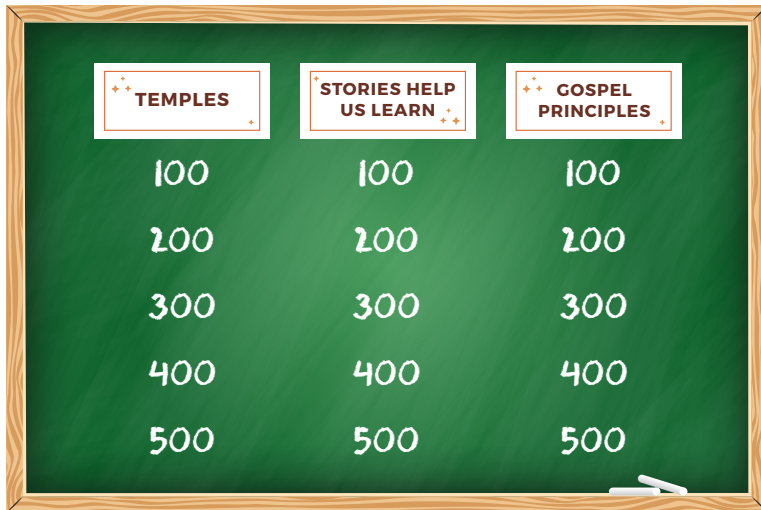
"Prophets in the
Land Again,"
Jeffrey R. Holland,
October 2006

2024 Young Women & Young Men: Mosiah 7-10, May 6-12: "In the Strength of the Lord"

General Conference Review Game

PREPARE: Print and cut the three column headers for the game. Create a game board on the chalkboard by making three columns. Each one should have a header at the top and the numbers 100, 200, 300, 400, and 500 below. Print the question sheet or have it ready to use digitally.

TEACH: Have fun reviewing the April 2024 General Conference with your class! Share that all the questions are about talks from a member of the First Presidency or Quorum of the Twelve Apostles. You can play in teams or individually. After you play, ask your class members what they learned from the messages during General Conference. Did something stand out to them? Did they set goals? Consider sharing something you're working on. Bear your testimony of the blessing the Lord's prophets, seers, and revelators have been in your life.



Closing

Share a quote or thought from a recent General Conference talk that stood out to you. Share your testimony of modern revelation through our prophets, seers, and revelators. Remind your class that our lives are truly blessed by them and we should do our best to listen to them as they teach us the gospel of Jesus Christ. Share your testimony of Jesus Christ. Invite the youth to share their testimonies as well. Send them home with handouts if you haven't already given them out.


The Lord provides



**PROPHETS, SEERS,
& REVELATORS**
to benefit mankind.

• MOSIAH 8:13-19 •

It is no small thing



TO HAVE A
PROPHET
OF GOD
in our midst.

M. RUSSELL BALLARD



TO HAVE A
**PROPHET
OF GOD**
in our midst.

M. RUSSELL BALLARD



TO HAVE A
**PROPHET
OF GOD**
in our midst.

M. RUSSELL BALLARD



TO HAVE A
**PROPHET
OF GOD**
in our midst.

M. RUSSELL BALLARD



TO HAVE A
**PROPHET
OF GOD**
in our midst.

M. RUSSELL BALLARD





RUSSELL M. NELSON ✨ ✨ ✨

DALLIN H. OAKS ✨ ✨ ✨

✨ ✨
HENRY B. EYRING

✨ ✨ ✨
JEFFREY R. HOLLAND

DIETER F. UCHTDORF ✨ ✨ ✨

DAVID A. BEDNAR ✨ ✨ ✨

✨ ✨ ✨
QUENTIN L. COOK

D. TODD CHRISTOFFERSON

NEIL L. ANDERSEN

RONALD A. RASBAND

GARY E. STEVENSON

DALE G. RENLUND

GERRIT W. GONG

ULISSES SOARES

PATRICK KEARON

"A GREAT BENEFIT TO HIS FELLOW BEINGS"

BEGIN BY READING MOSIAH 8:13-19.

Then discuss the questions below with your group and record your thoughts.

WHO WAS AMMON?

- a descendant of Zarahemla
- strong and mighty
- at Mosiah's request, led an expedition from Zarahemla to the land of Lehi-Nephi
- taught King Limhi and his people

WHO WAS LIMHI?


- also a descendant of Zarahemla
- son of King Noah
- a righteous king of the Nephites
- covenanted to serve God
- led his people out of Lamanite bondage

How did Limhi respond when he heard Ammon's testimony that the Lord had raised up a seer? (see verse 19) Why do you think he felt that way?

What do you learn about seers from Ammon's words in Mosiah 8:13-19?

"A seer can know of things which are past, and also of things which are to come, and by them shall all things be revealed."

How have the First Presidency and the Quorum of the Twelve Apostles been "a great benefit" to you? (Mosiah 8:18). What have they taught you about Jesus Christ?





Why do we have prophets?

Gospel Library App > Topics and Questions > Prophets > Gospel Study Guide

Section 1: Jesus Christ Calls Prophets and Apostles in Our Day



Why do we have prophets?

Gospel Library App > Topics and Questions > Prophets > Gospel Study Guide

Section 2: We Follow Jesus Christ When We Give Heed to His Prophets





Why do we have prophets?

Gospel Library App > Topics and Questions > Prophets > Gospel Study Guide

Section 3: The Role of the First Presidency and the Quorum of the Twelve Apostles



Why do we have prophets?

Gospel Library App > Topics and Questions > Prophets > Gospel Study Guide

Section 4: We Can Seek a Spiritual Confirmation of the Prophet's Calling and Words





PROPHETS, SEERS, & REVELATORS

PAIR SHARE

DIRECTIONS: Discuss the questions below with a partner.

How would you respond if someone asked you, "Why does your church have a prophet?"

Ammon spoke boldly about the need for prophets, seers, and revelators. What are some ways we can follow his example and share with friends and family about modern revelation?

What do you remember being taught recently by the First Presidency and Quorum of the Twelve Apostles?

What truths could you share with friends and family about the gospel of Jesus Christ?



PROPHETS, SEERS, & REVELATORS

PAIR SHARE

DIRECTIONS: Discuss the questions below with a partner.

How would you respond if someone asked you, "Why does your church have a prophet?"

Ammon spoke boldly about the need for prophets, seers, and revelators. What are some ways we can follow his example and share with friends and family about modern revelation?

What do you remember being taught recently by the First Presidency and Quorum of the Twelve Apostles?

What truths could you share with friends and family about the gospel of Jesus Christ?



PROPHETS, SEERS, & REVELATORS

PAIR SHARE

DIRECTIONS: Discuss the questions below with a partner.

How would you respond if someone asked you, "Why does your church have a prophet?"

Ammon spoke boldly about the need for prophets, seers, and revelators. What are some ways we can follow his example and share with friends and family about modern revelation?

What do you remember being taught recently by the First Presidency and Quorum of the Twelve Apostles?

What truths could you share with friends and family about the gospel of Jesus Christ?



PROPHETS, SEERS, & REVELATORS

PAIR SHARE

DIRECTIONS: Discuss the questions below with a partner.

How would you respond if someone asked you, "Why does your church have a prophet?"

Ammon spoke boldly about the need for prophets, seers, and revelators. What are some ways we can follow his example and share with friends and family about modern revelation?

What do you remember being taught recently by the First Presidency and Quorum of the Twelve Apostles?

What truths could you share with friends and family about the gospel of Jesus Christ?



TEMPLES



STORIES HELP US LEARN



GOSPEL PRINCIPLES



GENERAL CONFERENCE REVIEW GAME - APRIL 2024 *A review of what was taught by the First Presidency and Quorum of the Twelve Apostles*

	TEMPLES	STORIES HELP US LEARN	GOSPEL PRINCIPLES
100	President Eyring taught that, "All will be well because of temple _____." (covenants)	President Jeffrey R. Holland shared about when he was sick and hospitalized this past year. He said Church members did something and he felt it. What did we do? (Pray for him)	Elder Patrick Kearon taught that Heavenly Father's plan is designed to _____. (bring everyone home)
200	Elder David A. Bednar told of a time he lead a tour a temple during an open house. After being in the celestial room, how did one journalist respond? (He didn't know quiet and stillness like that existed in the world.)	Elder Ulisses Soares told a story about a bishop he knows who refers to the oldest class in Primary as what? (the "temple preparation" class)	Elder Gary E. Stevenson talked about bridges. He compared the two towers that support a bridge to two of God's commandments: Loving God and what? (loving our neighbors)
300	Elder Neil L. Andersen taught us that in the Lord's house, we are "literally endowed with _____ power." (heavenly)	Elder Dale G. Renlund told a story about kayaking with his family, explaining that he needed to maintain momentum to move forward. What did he say we need to do to have spiritual momentum in our lives? (Repeatedly embrace the doctrine of Christ.)	Elder Quentin L. Cook said, "Without _____, we could not learn, progress or choose to be one with Christ." (moral agency)
400	President Dallin H. Oaks taught that the Church of Jesus Christ is known as a church that emphasizes making _____ with God." (covenants)	Elder Dieter F. Uchtdorf told a story about the Wright brothers' 82-year-old father flying with them once. He loved it and exclaimed, "Higher, Orville, higher!" Where did Elder Uchtdorf say we can receive "a higher joy?" (devoting our lives to Heavenly Father and Jesus Christ)	President Nelson taught that Priesthood keys distinguish The Church of Jesus Christ of Latter-day Saints from any other organization on earth. Fill in the blank: "Many other organizations can and do make your life better here in mortality, but no other organization can and will influence your life _____." (after death)
500	Elder Gerrit W. Gong taught that regular temple worship and serve blesses, protects, and inspires us and who else? (our families. Give an extra point for saying our families we have now and families we will have someday.)	Elder D. Todd Christofferson shared a story about a family in Hawaii in the early 1900s who had a daughter with an undiagnosed disease. When the father was about to bless the sacrament bread, the branch president stopped him so he wouldn't get people sick. What did the family do? Why? (They continued to go to church because they had a testimony of Jesus Christ.)	Elder Ronald A. Rasband taught us that "words matter." He talked about three different groups whose words matter. What were they? (the Lord's words, words of the prophets, our own words)